

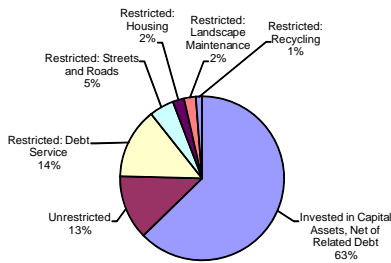


## Highlights

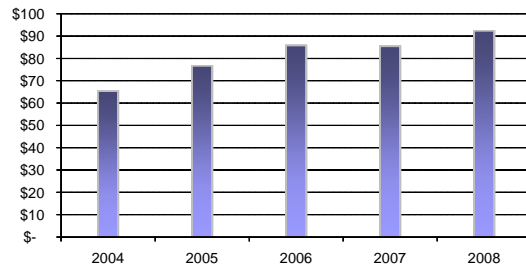
The Financial Section details the City's financial workings for fiscal year ended June 30, 2008. This section is expected to enlighten readers as to financial highlights, occurrences, and events affecting the City's annual budget.

The City continues to enjoy financial growth. Please reference the charts and graphs below for an overview of the City's financial standing.

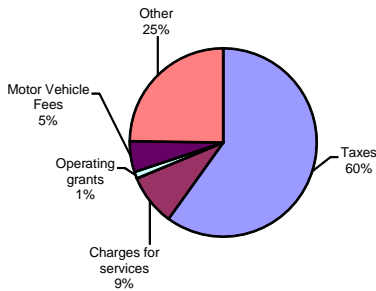
**Net Assets - Primary Government**  
For the Fiscal Year Ended June 30, 2008  
(as a percent)



**Total Net Assets - Governmental Activities**  
For the Fiscal Year Ended June 30, 2008  
(amounts in millions)



**Revenues by Source - Governmental Activities**  
For the Fiscal Year Ended June 30, 2008  
(as a percent)



**Expenses - Governmental Activities**  
For the Fiscal Year Ended June 30, 2008  
(as a percent)

